

VENTURA®

TECHKLAD

WPC CLADDINGS



Real
Synchro  Wood Embossed Facades

INSTALLATION GUIDE

INSTALLATION INSTRUCTIONS



IMPORTANT : VENTURA TECHKLAD should always be stored horizontal at site • Installation should go from bottom to top.

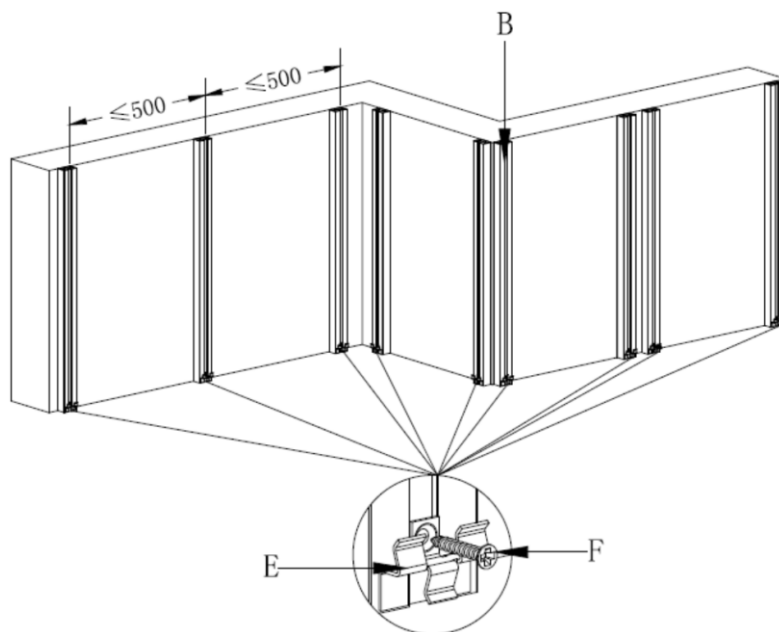


Step 1:

Fix aluminum joists on the wall with 5x60 screws.

The Span of the aluminum joists should be < 500mm.

Be aware of material extension and leave always enough space between the board and the wall or floor >10 mm.

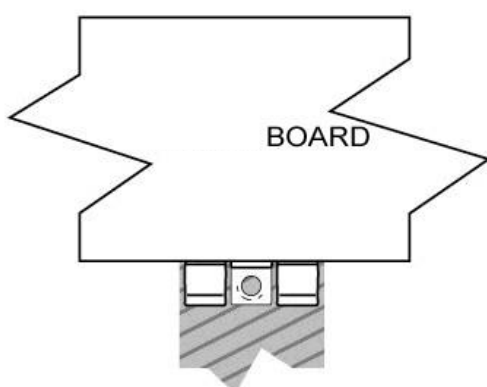
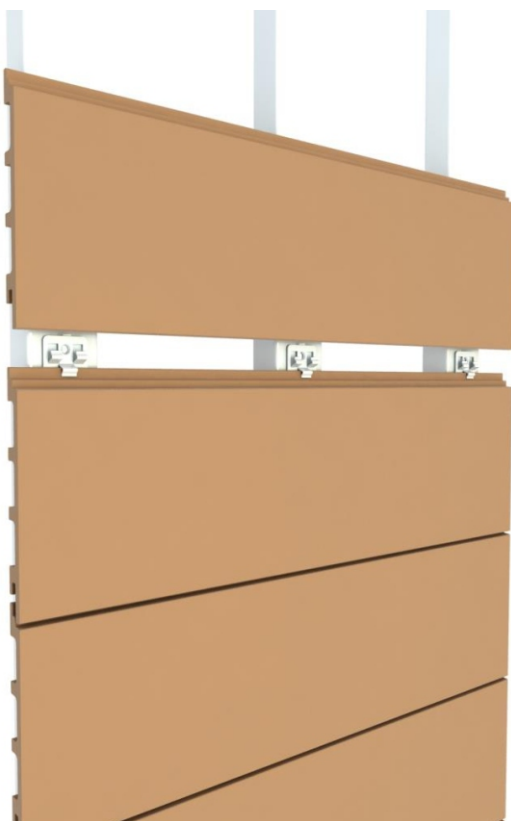


Step 2 :

We recommend using 4* 30 (Minimum) Self - capping screws for use with our hidden fixing clips.

Fully insert the hidden clips into edge of plank, screw hole should be lined up with the centre of support joist.

Ensure that the counter sunk section of the hidden clip is exposed as in the diagram below .





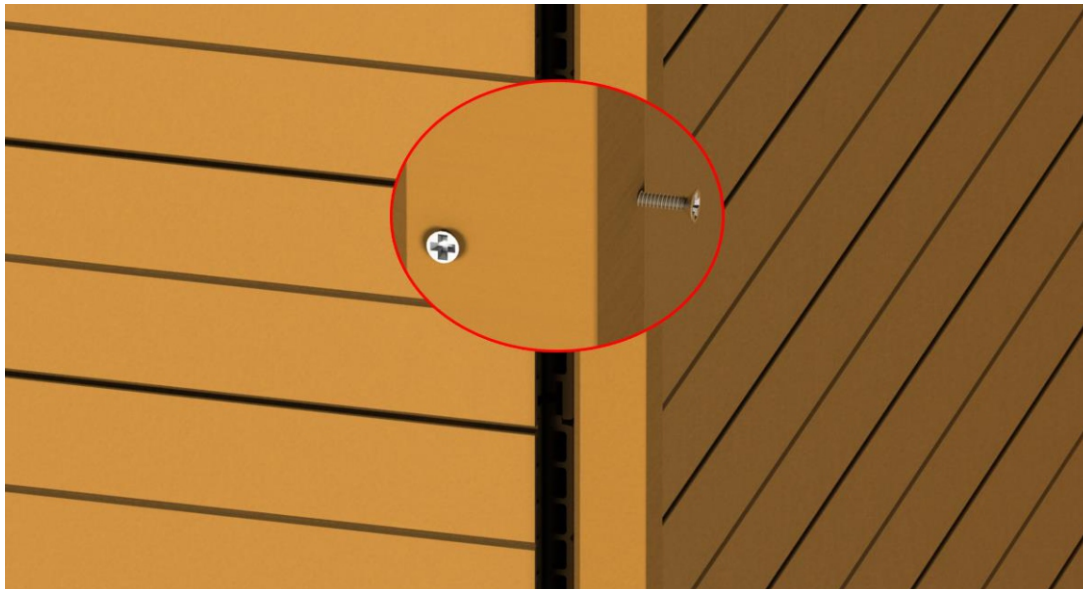
Step 3:

Place the Next plank into position against the hidden clips until the plank contacts the spacer tab.

6 hidden fixing clips are recommended per board as per 500 mm channel frame.

A light hand tapping may be required .

Make sure of a gap > 5mm between end to end of the planks .



Step 4:

The "L" shape skirting profile can be used vertically to hide the corner and edge of the planks .

This Profile must be fixed with 50 mm screws .

Only fix the screws on one side, not two sides of the "L" shape profile.



BENEFITS AND PROPERTIES



Water
Proof



Long
Lasting



Termite
Resistant



Impact
Resistant



Eco
Friendly



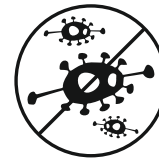
Scratch
Resistant



Weather
Friendly



Low
Maintenance



Fungus
Resistant

AVAILABLE IN 2 EXCITING COLOURS

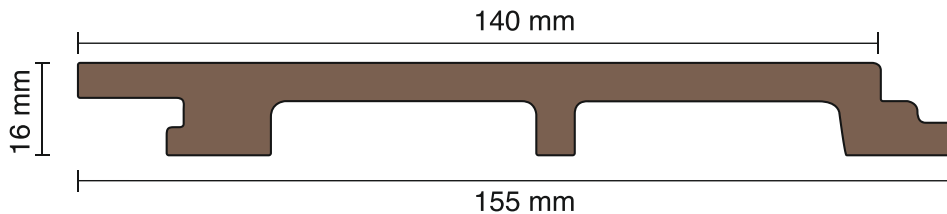
BRAZILIAN TEAK



FRENCH WALNUT




DIMENSIONS AND TECHNICAL INFORMATION



- Length : 2900 mm • Width : 140 mm • Overall Width : 155 mm
- Thickness : 16 mm • Weight : 7.7 kg/pc

Material Composition :
**Made of 55% Wood Fiber,
30% HDPE, 15% Additives**
Certificates :
CE, CNAS, ISO 9001:2019



**Matching Colour
END PROFILE**

VENTURA®

TECHKLAD

WPC CLADDINGS

30 YEARS
VENTURA®
Since 1994

beautifying
lives

Ventura International Pvt. Ltd.

Office • Architectural Experience Centre

1/120, W.H.S., Kirti Nagar, New Delhi-110015 Phone: 91-11-4554 6700 (100 Lines)

E-mail: mktg@venturaindia.com Website: www.venturaindia.com



- [@Venturaintl](#)
- [in/Venturaint](#)
- [f/venturaintl](#)
- [/user/venturaindia](#)